

BSH1401P31F2A

AC servo motor BSH, Lexium 05, 11.1N.m,
1500rpm, keyed shaft, with brake, IP65





Main

Product or component type	Servo motor
Device short name	BSH
Maximum mechanical speed	4000 rpm
Continuous stall torque	<p>11.1 N.M for LXM32.D30N4 at 10 A, 400 V, three phase</p> <p>11.1 N.M for LXM32.D30N4 at 10 A, 480 V, three phase</p> <p>11.1 N.M for LXM15MD28N4, 400 V, three phase</p> <p>11.1 N.M for LXM15MD28N4, 480 V, three phase</p> <p>11.1 N.M for LXM15MD28N4, 230 V, three phase</p> <p>11.1 N.M for LXM15MD40N4, 400 V, three phase</p> <p>11.1 N.M for LXM15MD40N4, 480 V, three phase</p> <p>11.1 N.M for LXM15LD28M3, 230 V, three phase</p> <p>11.4 N.M for LXM05AD34N4, 380...480 V, three phase</p> <p>11.4 N.M for LXM05BD34N4, 380...480 V, three phase</p> <p>11.4 N.m for LXM05CD34N4, 380...480 V, three phase</p>
Peak stall torque	<p>27 N.M for LXM32.D30N4 at 10 A, 400 V, three phase</p> <p>27 N.M for LXM32.D30N4 at 10 A, 480 V, three phase</p> <p>23.33 N.M for LXM15MD28N4, 230 V, three phase</p> <p>23.33 N.M for LXM15MD28N4, 400 V, three phase</p> <p>23.33 N.M for LXM15MD28N4, 480 V, three phase</p> <p>23.33 N.M for LXM15MD40N4, 400 V, three phase</p> <p>23.33 N.M for LXM15MD40N4, 480 V, three phase</p> <p>23.8 N.M for LXM15LD28M3, 230 V, three phase</p> <p>23.33 N.M for LXM05AD34N4, 380...480 V, three phase</p> <p>23.33 N.M for LXM05BD34N4, 380...480 V, three phase</p> <p>23.33 N.m for LXM05CD34N4, 380...480 V, three phase</p>
Nominal output power	<p>2500 W for LXM32.D30N4 at 10 A, 400 V, three phase</p> <p>3000 W for LXM32.D30N4 at 10 A, 480 V, three phase</p> <p>2000 W for LXM15MD28N4, 400 V, three phase</p> <p>2000 W for LXM15MD40N4, 400 V, three phase</p> <p>2200 W for LXM05AD34N4, 380...480 V, three phase</p> <p>2200 W for LXM05BD34N4, 380...480 V, three phase</p> <p>2200 W for LXM05CD34N4, 380...480 V, three phase</p> <p>1400 W for LXM15LD28M3, 230 V, three phase</p> <p>1400 W for LXM15MD28N4, 230 V, three phase</p> <p>2150 W for LXM15MD28N4, 480 V, three phase</p> <p>2150 W for LXM15MD40N4, 480 V, three phase</p>
Nominal torque	<p>9.5 N.M for LXM32.D30N4 at 10 A, 400 V, three phase</p> <p>9.5 N.M for LXM32.D30N4 at 10 A, 480 V, three phase</p> <p>6.8 N.M for LXM15MD28N4, 480 V, three phase</p> <p>6.8 N.M for LXM15MD40N4, 480 V, three phase</p> <p>6.9 N.M for LXM05AD34N4, 380...480 V, three phase</p> <p>6.9 N.M for LXM05BD34N4, 380...480 V, three phase</p> <p>6.9 N.M for LXM05CD34N4, 380...480 V, three phase</p> <p>7.63 N.M for LXM15MD28N4, 400 V, three phase</p> <p>7.63 N.M for LXM15MD40N4, 400 V, three phase</p> <p>9.1 N.M for LXM15LD28M3, 230 V, three phase</p> <p>9.1 N.m for LXM15MD28N4, 230 V, three phase</p>

Nominal speed	2500 rpm for LXM32.D30N4 at 10 A, 400 V, three phase 3000 rpm for LXM32.D30N4 at 10 A, 480 V, three phase 3000 rpm for LXM05AD34N4, 380...480 V, three phase 3000 rpm for LXM05BD34N4, 380...480 V, three phase 3000 rpm for LXM05CD34N4, 380...480 V, three phase 1500 rpm for LXM15MD28N4, 230 V, three phase 1500 rpm for LXM15LD28M3, 230 V, three phase 2500 rpm for LXM15MD28N4, 400 V, three phase 2500 rpm for LXM15MD40N4, 400 V, three phase 3000 rpm for LXM15MD28N4, 480 V, three phase 3000 rpm for LXM15MD40N4, 480 V, three phase
Product compatibility	LXM15LD28M3 at 230 V three phase LXM05AD34N4 at 380...480 V three phase LXM05BD34N4 at 380...480 V three phase LXM05CD34N4 at 380...480 V three phase LXM15MD28N4 at 400 V three phase LXM15MD28N4 at 480 V three phase LXM15MD40N4 at 400 V three phase LXM15MD40N4 at 480 V three phase LXM15MD28N4 at 230 V three phase
Shaft end	Keyed
IP degree of protection	IP65 standard IP67 with IP67 kit
Speed feedback resolution	131072 points/turn
Holding brake	With
Mounting support	International standard flange
Electrical connection	Rotatable right-angled connectors

Complementary

Range compatibility	Lexium 15 Lexium 32 Lexium 05
Supply voltage max	480 V
Network number of phases	Three phase
Continuous stall current	7.8 A
Maximum continuous power	3.6 W
Maximum current Irms	20.8 A for LXM15LD28M3 20.8 A for LXM15MD28N4 20.8 A for LXM15MD40N4 20.8 A for LXM05AD34N4 20.8 A for LXM05BD34N4 20.8 A for LXM05CD34N4 20.8 A for LXM32.D30N4
Maximum permanent current	20.8 A
Switching frequency	8 kHz
Second shaft	Without second shaft end
Shaft diameter	24 mm
Shaft length	50 mm
Key width	40 mm
Feedback type	Single turn SinCos Hiperface
Holding torque	23 N.m holding brake
Motor flange size	140 mm
Number of motor stacks	1
Torque constant	1.43 N.m/A at 120 °C
Back emf constant	100 V/krpm at 120 °C
Number of motor poles	10
Rotor inertia	9.21 kg.cm ²
Stator resistance	1.41 Ohm at 20 °C
Stator inductance	15.6 mH at 20 °C
Stator electrical time constant	11.06 ms at 20 °C

Maximum radial force Fr	1530 N at 3000 rpm 1760 N at 2000 rpm 2210 N at 1000 rpm
Maximum axial force Fa	0.2 x Fr
Brake pull-in power	24 W
Type of cooling	Natural convection
Length	255.5 mm
Centring collar diameter	130 mm
Centring collar depth	3.5 mm
Number of mounting holes	4
Mounting holes diameter	11 mm
Circle diameter of the mounting holes	165 mm
Net weight	13 kg

Packing Units

Unit Type of Package 1	PCE
Number of Units in Package 1	1
Package 1 Height	27.0 cm
Package 1 Width	27.0 cm
Package 1 Length	48.2 cm
Package 1 Weight	9.79 kg

Offer Sustainability

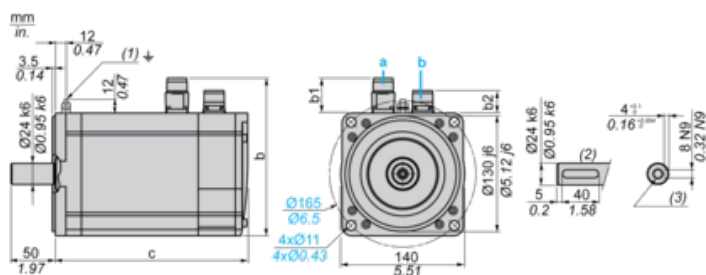
Sustainable offer status	Green Premium product
REACH Regulation	REACH Declaration
EU RoHS Directive	Pro-active compliance (Product out of EU RoHS legal scope)
Mercury free	Yes
China RoHS Regulation	China RoHS Declaration
RoHS exemption information	Yes
Environmental Disclosure	Product Environmental Profile
Circularity Profile	No need of specific recycling operations
WEEE	The product must be disposed on European Union markets following specific waste collection and never end up in rubbish bins
PVC free	Yes

Contractual warranty

Warranty	18 months
----------	-----------

Servo Motors Dimensions

Example with Straight Connectors



- a: Power supply for servo motor brake
- b: Power supply for servo motor encoder
- (1) M4 screw
- (2) Shaft end, keyed slot (optional)
- (3) For screws M8 x 19 mm/M8 x 0.75 in.

Dimensions in mm

Straight connectors			Rotatable angled connectors			c (without brake)	c (with brake)
b	b1	b2	b	b1	b2		
178	39.5	25.5	178	39.5	39.5	218	256

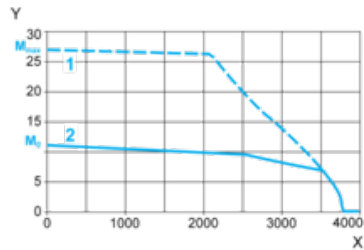
Dimensions in in.

Straight connectors			Rotatable angled connectors			c (without brake)	c (with brake)
b	b1	b2	b	b1	b2		
7.00	1.55	1.00	7.00	1.55	1.55	8.58	10.07

400 V 3-Phase Supply Voltage

Torque/Speed Curves

Servo motor with LXM32•D30N4 servo drive



X Speed in rpm

Y Torque in Nm

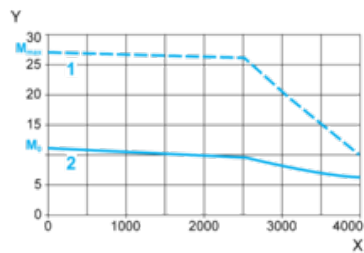
1 Peak torque

2 Continuous torque

480 V 3-Phase Supply Voltage

Torque/Speed Curves

Servo motor with LXM32•D30N4 servo drive



X Speed in rpm

Y Torque in Nm

1 Peak torque

2 Continuous torque