

K10F027MCH

Complete cam switch, Harmony K, Voltmeter switch, 30 x 30mm, 3L and 3L-N, with off position, 45 degree angle, 10A, for 16 or 22mm



Main

Range of product	Harmony K
Product or component type	Complete cam switch
Component name	K10
[I _{th}] conventional free air thermal current	10 A
Product mounting	Front mounting
Fixing mode	Ø 16 or 22 mm hole
Cam switch head type	With front plate 30 x 30 mm
Type of operator	Black handle
Rotary handle padlocking	Without
Presentation of legend	With metallic legend, 0 - L1N - L2N - L3N - L1L2 - L2L3 - L3L1 black marking
Cam switch function	Voltmeter switch
Return	Without
Type of measurement	Between 3 phases and between 1 phase and neutral
Off position	With Off position
Switching positions	Left: 0° - 315° - 270° - 225° Right: 0° - 45° - 90° - 135°
IP degree of protection	Contact block: IP20 Operating head: IP65 conforming to IEC 60529

Complementary

Switching angle	45 °
[U _i] rated insulation voltage	440 V (pollution degree 3) conforming to IEC 60947-1
Rated operational power in W	1800 W AC-23A, 220/240 V 3 phases 370 W AC-23A, 110/120 V 1 phase 750 W AC-23A, 220/240 V 1 phase
Rated power in hp	1 Hp at 220/240 V AC, 3 phases 0.33 Hp at 110/120 V AC, 1 phase 0.75 Hp at 110/120 V AC, 3 phases 0.75 hp at 220/240 V AC, 1 phase
[I _e] rated operational current AC	10 A at 400 V AC-1 10 A at 400 V AC-21A 3 A at 240 V AC-15 6 A at 120 V AC-15
[I _e] rated operational current DC	10 A at 24 V resistive load 0.3 A at 220 V resistive load 0.7 A at 110 V resistive load
Electrical durability	100000000 cycles
Short-circuit protection	10 A cartridge fuse, type gG
[U _{imp}] rated impulse withstand voltage	4 kV conforming to IEC 60947-1
Contact operation	Slow-break
Electrical connection	Captive screw clamp terminals, clamping capacity: 2 x 1.5 mm ²
Mechanical durability	1000000 cycles
CAD overall width	30 mm
CAD overall height	30 mm
CAD overall depth	100 mm
Net weight	0.055 kg

Environment

Standards	CENELEC EN 50013 EN/IEC 60947-3 EN/IEC 60947-5-1
Product certifications	CULus
Protective treatment	TC
Ambient air temperature for operation	-20...55 °C
Ambient air temperature for storage	-40...70 °C
Electrical shock protection class	Class II conforming to IEC 60536

Packing Units

Unit Type of Package 1	PCE
Number of Units in Package 1	1
Package 1 Height	4.0 cm
Package 1 Width	4.1 cm
Package 1 Length	10.5 cm
Package 1 Weight	73.0 g
Unit Type of Package 2	S02
Number of Units in Package 2	65
Package 2 Height	15.0 cm
Package 2 Width	30.0 cm
Package 2 Length	40.0 cm
Package 2 Weight	5.2 kg

Offer Sustainability

REACH Regulation	REACH Declaration
REACH free of SVHC	Yes
EU RoHS Directive	Pro-active compliance (Product out of EU RoHS legal scope) EU RoHS Declaration
Toxic heavy metal free	Yes
Mercury free	Yes
China RoHS Regulation	China RoHS Declaration
RoHS exemption information	Yes
WEEE	The product must be disposed on European Union markets following specific waste collection and never end up in rubbish bins

Contractual warranty

Warranty	18 months
----------	-----------

Cam Switch

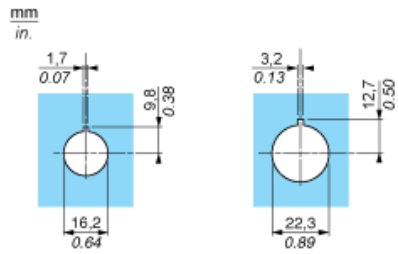
Front Mounting by $\varnothing 16$ mm/0.63 in. or $\varnothing 22$ mm/0.87 in. hole



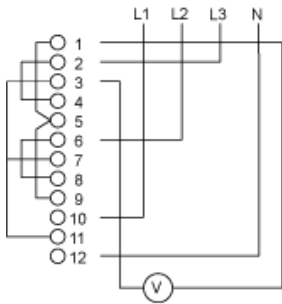
- a 75 mm/2.95 in.
- e support panel thickness: 0.5 mm to 5 mm/0.02 in. to 0.2 in.

Cam Switch

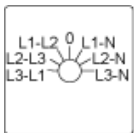
Ø 16 mm/0.63 in. and Ø 22 mm/0.87 in. Panel Cut-outs



Link Positions (Factory Mounted)



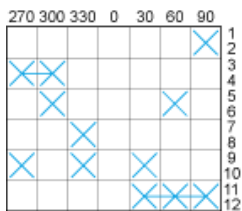
Marking



Angular Position of Switch



Switching Program



Convention Used for Switching Program Representation

- Contact closed
- Contact closed in 2 positions and maintained between the 2 positions
- Sealed assembly for auto-maintain control
- Overlapping contacts
- Spring return position: for a switching angle of 90°, spring return is over 30° after the last position (for a maximum of 3 simultaneous contacts).

Example:

