

XB4BVBG3EX

Complete pilot light, Harmony XB4 - ATEX D, 22mm, IP65, green, integral LED, 24...120V, lugs



Main

| | |
|---------------------------------|-----------------------|
| Range of product | Harmony XB4 |
| Product or component type | Complete pilot light |
| Device short name | XB4 |
| Bezel material | Chromium plated metal |
| Fixing collar material | Zamak |
| Head type | Standard |
| Mounting diameter | 22 mm |
| Sale per indivisible quantity | 1 |
| Dust zone | Zone 21 - 22 |
| Operator additional information | With plain lens |

Complementary

| | |
|--|---|
| Resistance to high pressure washer | 7000000 Pa at 55 °C, distance : 0.1 m |
| Device mounting | Fixing hole - diameter: 22.5 mm 22.3 +0.4/0 |
| Fixing center | >= 30 x 40 mm (support panel) |
| Embedding depth | 43 mm |
| Marking | Ex tb IIIC |
| Shape of signaling unit head | Round |
| Cap/operator or lens colour | Green |
| Connections - terminals | Screw clamp terminals, <= 2 x 1.5 mm ² with cable end conforming to IEC 60947-1 Screw clamp terminals, 1 x 0.22...2 x 2.5 mm ² without cable end conforming to IEC 60947-1 |
| [Ui] rated insulation voltage | 250 V (pollution degree 3) conforming to IEC 60947-1 |
| [Uimp] rated impulse withstand voltage | 4 kV conforming to IEC 60947-1 |
| Signalling type | Steady |
| Light source | Integral LED |
| Light source colour | Green |
| [Us] rated supply voltage | 24...120 V AC/DC 50/60 Hz |
| Supply voltage limits | 19.2...132 V DC 21.6...132 V AC |
| Service life | 100000 h at rated voltage and 25 °C |
| Surge withstand | 1 kV conforming to IEC 61000-4-5 |

Environment

| | |
|---------------------------------------|------------------------------|
| Protective treatment | TH |
| Ambient air temperature for storage | -40...70 °C |
| Ambient air temperature for operation | -20...60 °C |
| Overvoltage category | I conforming to IEC 60536 |
| IP degree of protection | IP65 conforming to IEC 60529 |
| NEMA degree of protection | NEMA 13 NEMA 4X |
| IK degree of protection | IK05 conforming to IEC 50102 |

| | |
|---------------------------------------|--|
| Standards | IEC 60079-0:2009 EN 60079-31:2009 IEC 61000-6-2 IEC 60079-0:2007 IEC 60079-31:2008 |
| Directives | 94/9/EC - ATEX directive |
| Product certifications | INERIS 04ATEX9004U |
| Vibration resistance | 5 gn (f= 12...500 Hz) conforming to IEC 60068-2-6 |
| Shock resistance | 30 gn (duration = 18 ms) for half sine wave acceleration conforming to IEC 60068-2-27 50 gn (duration = 11 ms) for half sine wave acceleration conforming to IEC 60068-2-27 |
| Resistance to fast transients | 2 kV conforming to IEC 61000-4-4 |
| Resistance to electromagnetic fields | 10 V/m conforming to IEC 61000-4-3 |
| Resistance to electrostatic discharge | 6 kV on contact (on metal parts) conforming to IEC 61000-4-2 8 kV in free air (in insulating parts) conforming to IEC 61000-4-2 |
| Electromagnetic emission | Class B conforming to IEC 55011 |

Packing Units

| | |
|------------------------------|---------|
| Unit Type of Package 1 | PCE |
| Number of Units in Package 1 | 1 |
| Package 1 Height | 3.0 cm |
| Package 1 Width | 15.0 cm |
| Package 1 Length | 20.0 cm |
| Package 1 Weight | 90.0 g |
| Unit Type of Package 2 | S02 |
| Number of Units in Package 2 | 20 |
| Package 2 Height | 15.0 cm |
| Package 2 Width | 30.0 cm |
| Package 2 Length | 40.0 cm |
| Package 2 Weight | 2.19 kg |

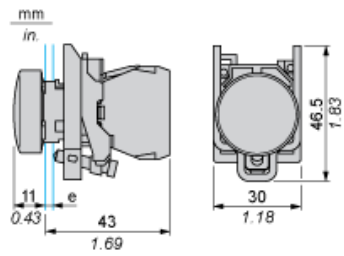
Offer Sustainability

| | |
|----------------------------|---|
| Sustainable offer status | Green Premium product |
| REACH Regulation | REACH Declaration |
| EU RoHS Directive | Pro-active compliance (Product out of EU RoHS legal scope) |
| Mercury free | Yes |
| China RoHS Regulation | China RoHS Declaration |
| RoHS exemption information | Yes |
| Environmental Disclosure | Product Environmental Profile |
| Circularity Profile | End Of Life Information |
| WEEE | The product must be disposed on European Union markets following specific waste collection and never end up in rubbish bins |

Contractual warranty

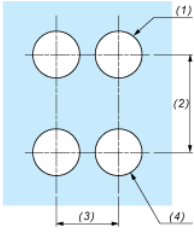
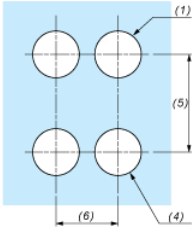
| | |
|----------|-----------|
| Warranty | 18 months |
|----------|-----------|

Pilot Light



e : support thickness: 1 to 6 mm / 0.04 to 0.24 in.

Panel Cut-out for Pushbuttons, Switches and Pilot Lights (Finished Holes, Ready for Installation)

| Connection by Screw Clamp Terminals or Plug-in Connectors or on Printed Circuit Board | Connection by Faston Connectors |
|---|---|
|  |  |
| <p>(1) Diameter on finished panel or support (2) 40 mm min. / 1.57 in. min. (3) 30 mm min. / 1.18 in. min. (4) $\varnothing 22.5 \text{ mm} / 0.89 \text{ in. recommended } (\varnothing 22.3 \text{ mm }_0^{+0.4} / 0.88 \text{ in. }_0^{+0.016})$ (5) 45 mm min. / 1.78 in. min. (6) 32 mm min. / 1.26 in. min.</p> | |