

XB7ND21

Monolithic selector switch, Harmony XB7, plastic, black, 22mm, stay put, 2 positions, stay put, 1NO



Main

Range of product	Harmony XB7
Product or component type	Selector switch
Device short name	XB7
Mounting diameter	22 mm
Sale per indivisible quantity	10
Net weight	0.026 kg
IP degree of protection	IP20 (rear face) conforming to IEC 60529 IP65 (front face) conforming to IEC 60529
Shape of signaling unit head	Round
Type of operator	Stay put
Operator profile	Black standard handle
Operator position information	2 positions 90°
Contacts type and composition	1 NO
Positive opening	Without

Complementary

CAD overall width	29 mm
CAD overall height	29 mm
CAD overall depth	68.5 mm
Terminals description ISO n°1	(13-14)NO
Device mounting	Fixing hole - diameter: 22.5 mm 22.3 +0.4/0 conforming to IEC 60947-1
Fixing center	>= 30 x 40 mm (support panel) metal - thickness: 1...6 mm >= 30 x 40 mm (support panel) plastic - thickness: 2...6 mm
Fixing mode	Fixing nut: 2...2.4 N.m
Contact operation	Slow-break
Mechanical durability	300000 cycles
Connections - terminals	Screw clamp terminals, <= 2 x 1.5 mm ² with cable end conforming to IEC 60947-1 Screw clamp terminals, 1 x 0.34...2 x 2.5 mm ² without cable end conforming to IEC 60947-1
Tightening torque	0.8...1.2 N.m conforming to IEC 60947-1
Shape of screw head	Cross compatible with JIS No 1 screwdriver Cross compatible with Philips no 1 screwdriver Cross compatible with pozidriv No 1 screwdriver Slotted compatible with flat Ø 4 mm screwdriver Slotted compatible with flat Ø 5.5 mm screwdriver
Short-circuit protection	4 A cartridge fuse type gG conforming to IEC 60947-5-1
[Ui] rated insulation voltage	250 V (pollution degree 3) conforming to IEC 60947-1
[Uimp] rated impulse withstand voltage	4 kV conforming to IEC 60947-1
[Ie] rated operational current	0.1 A at 250 V, DC-13, R300 conforming to IEC 60947-5-1 0.22 A at 125 V, DC-13, R300 conforming to IEC 60947-5-1 0.3 A at 240 V, AC-14, D300 conforming to IEC 60947-5-1 0.6 A at 120 V, AC-14, D300 conforming to IEC 60947-5-1

The information provided in this documentation contains general descriptions and/or technical characteristics of the performance of the products contained herein. This documentation is not intended as a substitute for and is not to be used for determining suitability or reliability of these products for specific user applications. It is the duty of any such user or integrator to perform the appropriate and complete risk analysis, evaluation and testing of the products with respect to the relevant specific application or use thereof. Neither Schneider Electric Industries SAS nor any of its affiliates or subsidiaries shall be responsible or liable for misuse of the information contained herein.

Electrical durability	1000000 Cycles, DC-13, 0.3 A at 24 V, operating rate <216000 cyc/mn, load factor: 0.5 conforming to IEC 60947-5-1 appendix C 1000000 Cycles, AC-15, 0.03 A at 230 V, operating rate <216000 cyc/mn, load factor: 0.5 conforming to IEC 60947-5-1 appendix C 1000000 cycles, AC-15, 0.09 A at 240 V, operating rate <108000 cyc/mn, load factor: 0.5 conforming to IEC 60947-5-1 appendix C
Electrical reliability	$\Lambda < 10\exp(-6)$ at 17 V and 5 mA conforming to IEC 60947-5-4

Environment

Protective treatment	TH
Ambient air temperature for storage	-40...70 °C
Ambient air temperature for operation	-25...70 °C
Electrical shock protection class	Class II conforming to IEC 61140
NEMA degree of protection	NEMA 12 conforming to UL 50 E NEMA 3 conforming to UL 50 E
Standards	CSA C22.2 No 14 UL 508 IEC 60947-5-1 JIS C8201-5-1 IEC 60947-1 JIS C8201-1
Vibration resistance	5 gn (f= 2...500 Hz) conforming to IEC 60068-2-6
Shock resistance	50 gn (duration = 11 ms) for half sine wave acceleration conforming to IEC 60068-2-27 30 gn (duration = 18 ms) for half sine wave acceleration conforming to IEC 60068-2-27

Packing Units

Unit Type of Package 1	PCE
Number of Units in Package 1	1
Package 1 Height	7.0 cm
Package 1 Width	3.2 cm
Package 1 Length	3.2 cm
Package 1 Weight	28.0 g
Unit Type of Package 2	BAG
Number of Units in Package 2	10
Package 2 Height	3.0 cm
Package 2 Width	7.0 cm
Package 2 Length	3.0 cm
Package 2 Weight	288.0 g
Unit Type of Package 3	S01
Number of Units in Package 3	100
Package 3 Height	15.0 cm
Package 3 Width	15.0 cm
Package 3 Length	40.0 cm
Package 3 Weight	3.08 kg

Offer Sustainability

Sustainable offer status	Green Premium product
REACH Regulation	REACH Declaration
REACH free of SVHC	Yes
EU RoHS Directive	Pro-active compliance (Product out of EU RoHS legal scope) EU RoHS Declaration
Toxic heavy metal free	Yes
Mercury free	Yes
China RoHS Regulation	China RoHS Declaration
RoHS exemption information	Yes
Environmental Disclosure	Product Environmental Profile

Circularity Profile

 [End Of Life Information](#)

WEEE

The product must be disposed on European Union markets following specific waste collection and never end up in rubbish bins

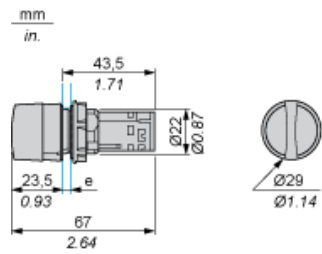
Contractual warranty

Warranty

18 months

Selector Switch, Standard Handle

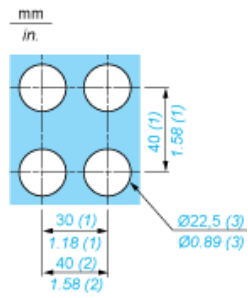
Dimensions



e Support panel thickness: 1 to 6 mm/0.4 to 0.24 in. (metal), 2 to 6 mm/0.8 to 0.24 in. (plastic).

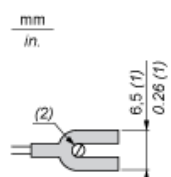
Mounting

Diameter of Finished Fixing Holes



- (1) Minimum value.
- (2) 40 mm/1.58 in. for Emergency switching off pushbutton only.
- (3) Standard value: Ø 22.3 (0; + 0.4) mm/Ø 0.88 (0; + 0.02) in.

“U” Type Tag Connection



- (1) 6.5 mm/0.26 in. recommended, 7 mm/0.28 in. max.
- (2) M3 screw clamp terminal.

Wiring Diagram

