



Main

Range of product	Harmony
Product or component type	Programmable receiver
Device short name	ZBRRA
Product specific application	Interface to actuators
Function of module	Bi-stable Monostable Stop/start
Reset time	2 ms time delay
Transmission frequency	2405 MHz
Emission class	5M00G7W
Antenna type	Omnidirectional

Complementary

Nominal output current	0.3 A at 48 V DC conforming to EN/IEC 60947-5-1 3 A at 24 V DC conforming to UL 508 1.5 A at 240 V AC conforming to EN/IEC 60947-5-1 3 A at 120 V AC conforming to EN/IEC 60947-5-1 3 A at 240 V AC conforming to UL 508 3 A at 24 V DC conforming to CSA C22.2 No 14 3 A at 240 V AC conforming to CSA C22.2 No 14
Output type	2 relays
Output contacts	2 C/O
Input output isolation	Galvanic isolation
Time delay range	0.5 s (tolerance: - 15...15 %)
Switching capacity in VA	1250 VA
Maximum switching current	5 mA AC/DC
Maximum switching voltage	250 V AC/DC
[Us] rated supply voltage	24...240 V AC/DC 50/60 Hz - 10...10 %
Communication port protocol	Zigbee green power at 2.4 GHz conforming to IEEE 802.15.4
Maximum sensing distance	100 M in free field 25 M transmitter in a plastic box type XAL D and receiver in a metal enclosure 40 m transmitter in box type XAL D, receiver in metal enclosure and use relay-antenna
Response time	< 30 ms after transmitter clicks
Utilisation category	AC-15 : B300 conforming to EN/IEC 60947-5-1 DC-12 conforming to EN/IEC 60947-5-1
Maximum power consumption in W	4 W AC/DC
Breaking capacity	15 W
Breaking capacity	750 VA
Control circuit frequency	50...60 Hz +/- 10 %
Short-circuit protection	0.4 A fuse type fast blow
Operating position	Any position without derating
Electrical connection	1 conductor cable 0.14...2.5 mm ² - AWG 26...AWG 14 - solid - without cable end conforming to IEC 60947-1 2 conductors cable 0.14...1.5 mm ² - AWG 26...AWG 16 - solid - without cable end conforming to IEC 60947-1 1 conductor cable 0.14...4 mm ² - AWG 26...AWG 12 - flexible - with cable end conforming to IEC 60947-1 2 conductors cable 0.14...1.5 mm ² - AWG 26...AWG 16 - flexible - with cable end conforming to IEC 60947-1
Tightening torque	0.5...1 N.m conforming to EN/IEC 60947-1

The information provided in this documentation contains general descriptions and/or technical characteristics of the performance of the products contained herein. This documentation is not intended as a substitute for and is not to be used for determining suitability or reliability of these products for specific user applications. It is the duty of any such user or integrator to perform the appropriate and complete risk analysis, evaluation and testing of the products with respect to the relevant specific application or use thereof. Neither Schneider Electric Industries SAS nor any of its affiliates or subsidiaries shall be responsible or liable for misuse of the information contained herein.

Housing material	Self-extinguishing plastic
Status LED	1 LED green for power ON 2 LEDs green for relay ON 2 LEDs green for function mode 1 LED green and yellow for reception signal
Mounting support	35 mm symmetrical DIN rail conforming to EN/IEC 60715 Mounting plate
Rated short-duration power frequency withstand voltage	1.5 kV 50 Hz conforming to EN/IEC 60947-5-1
[Uimp] rated impulse withstand voltage	4 kV
Surge withstand	1 KV differential mode conforming to IEC 61000-4-5 2 kV common mode conforming to IEC 61000-4-5
Max power consumption in W	1 mW
Number of channels	1
Modulation technique	O-QPSK
Bandwidth	5 MHz
Antenna gain	0 dBi
Width	36 mm
Height	108 mm
Depth	75 mm
Net weight	0.13 kg

Environment

Standards	CSA C22.2 No 14 UL 508 EN/IEC 60947-5-1 EN/IEC 60947-1
Radio agreement	RSS SRRC ANATEL ARIB T66 FCC ICASA
Product certifications	C-Tick CCC CSA UL GOST
Marking	CE
Ambient air temperature for storage	-40...70 °C
Relative humidity	90 % at -20...55 °C, without condensation conforming to ETSI EN 300 440-1
Vibration resistance	+/- 7.5 mm (f= 5...14 Hz) conforming to IEC 60068-2-6 2 gn (f= 8...150 Hz) conforming to IEC 60068-2-6
Shock resistance	10 gn (duration = 16 ms) for 6000 shocks conforming to IEC 60068-2-27
IP degree of protection	IP20 (casing) conforming to IEC 60529 IP20 (terminals)
Pollution degree	2 conforming to IEC 60664-1
Overvoltage category	II conforming to IEC 60664-1
Insulation resistance	> 500 MOhm at 500 V DC conforming to NF C 20-030
[Ui] rated insulation voltage	250 V conforming to IEC 60664-1

Electromagnetic compatibility	Immunity for industrial environments conforming to EN/IEC 61000-6-2 Conducted and radiated emissions class B conforming to CISPR 22 Electrostatic discharge immunity test - test level: 8 kV (in free air (in insulating parts)) conforming to IEC 61000-4-2 Electrostatic discharge immunity test - test level: 6 kV (on contact (on metal parts)) conforming to IEC 61000-4-2 Susceptibility to electromagnetic fields - test level: 10 V/m (80...2000 MHz) conforming to IEC 61000-4-3 Susceptibility to electromagnetic fields - test level: 3 V/m (80...2700 MHz, distance = 20 m) conforming to IEC 61000-4-3 Electrical fast transient/burst immunity test - test level: 2 kV (relay wires) conforming to IEC 61000-4-4 Electrical fast transient/burst immunity test - test level: 2 kV (power supply wires) conforming to IEC 61000-4-4 1.2/50 µs shock waves immunity test - test level: 1 kV (differential mode) conforming to IEC 61000-4-5 1.2/50 µs shock waves immunity test - test level: 2 kV (common mode) conforming to IEC 61000-4-5 Conducted RF disturbances - test level: 10 V conforming to IEC 61000-4-6 Immunity to microbreaks and voltage drops - test level: 10 ms conforming to IEC 61000-4-11 Radiated emission conforming to ETSI EN 300 440-1 Conducted emission conforming to EN 300-489-1 Conducted emission conforming to ETSI EN 300 489-3 Radiated emission conforming to ETSI EN 300 440-2
Electrical durability	100000 cycles
Mechanical durability	1000000 cycles

Packing Units

Unit Type of Package 1	PCE
Number of Units in Package 1	1
Package 1 Weight	136 g
Package 1 Height	4.6 cm
Package 1 width	8 cm
Package 1 Length	9.6 cm

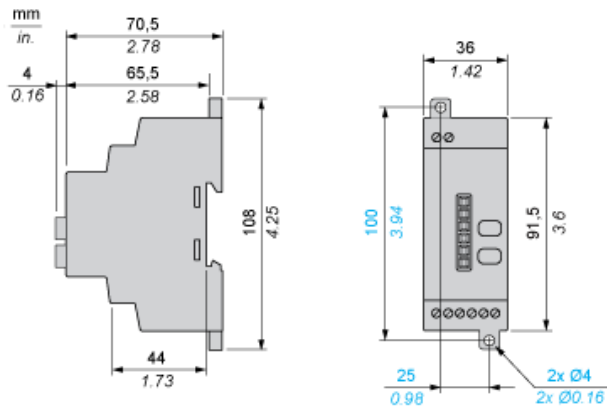
Offer Sustainability

Sustainable offer status	Green Premium product
REACH Regulation	REACH Declaration
EU RoHS Directive	Pro-active compliance (Product out of EU RoHS legal scope) EU RoHS Declaration
Mercury free	Yes
RoHS exemption information	Yes
China RoHS Regulation	China RoHS Declaration
Environmental Disclosure	Product Environmental Profile
Circularity Profile	End Of Life Information
WEEE	The product must be disposed on European Union markets following specific waste collection and never end up in rubbish bins

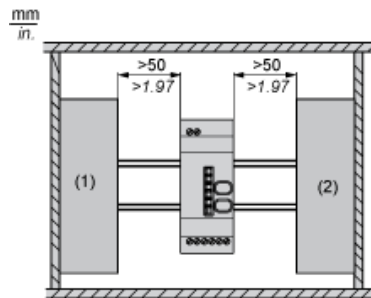
Contractual warranty

Warranty	18 months
----------	-----------

Programmable Receiver

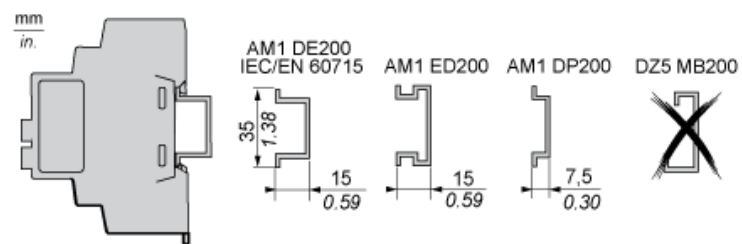


Receiver Clearance

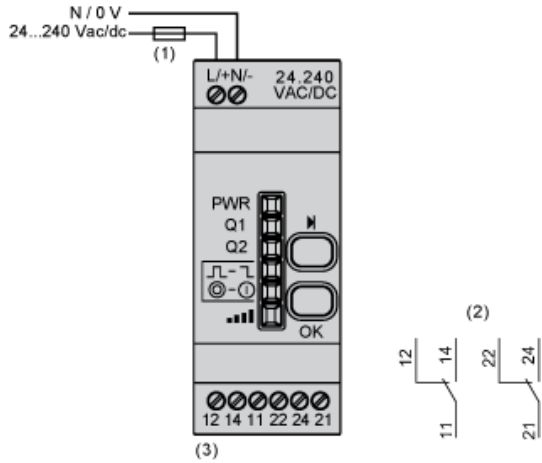


- (1) Drive
- (2) Power Supply or PLC

Receiver Mounting



Programmable Receiver



- (1) 500 mA
- (2) Output contacts
- (3) $I_{max} = 3 \text{ A}$