

XCSDMC59010

Coded magnetic switch, Telemecanique
Safety switches XCS, XCSDMC, 1 NC + 1 NO,
staggered, 10 m



Main

Range of product	Telemecanique Safety switches XCS
Product or component type	Coded magnetic switch
Component name	XCSDMC
Design	Rectangular, compact
Size	51 x 16 x 7 mm
Contacts type and composition	1 NC + 1 NO
Contact operation	Staggered
Material	Plastic
Electrical connection	Pre-cabled
Cable composition	4 x 0.25 mm ²
Cable length	10 m
Number of poles	2
Approach directions	3 directions
[Ue] rated operational voltage	24 V DC
[Ui] rated insulation voltage	100 V DC

Complementary

[Sa] assured operating distance	5 mm
[Sar] assured tripping distance	15 mm
Maximum [Ie] rated operational current	100 mA
[Uimp] rated impulse withstand voltage	2.5 kV EN/IEC 60947-5-1
Resistance across terminals	10 Ohm
Short-circuit protection	500 mA external cartridge fuse type gG (gl)
Contacts material	Rhodium
Electrical durability	1200000 cycles
Maximum switching voltage	100 V DC
Switching capacity in mA	0.1...100 mA
Insulation resistance	1000 MOhm
Breaking capacity	10 VA
Switching frequency	150 Hz
Safety level	Can reach category 4 with the appropriate monitoring system and correctly wired conforming to EN/ISO 13849-1 Can reach PL = e with the appropriate monitoring system and correctly wired conforming to EN/ISO 13849-1 Can reach SIL 3 with the appropriate monitoring system and correctly wired conforming to EN/IEC 61508
Safety reliability data	B10d = 50000000 value given for a life time of 20 years limited by mechanical or contact wear
Enclosure material	Thermoplastic PBT
Cable material	PVC
Depth	7 mm
Height	51 mm
Width	16 mm
Net weight	0.101 kg

The information provided in this documentation contains general descriptions and/or technical characteristics of the performance of the products contained herein. This documentation is not intended as a substitute for and is not to be used for determining suitability or reliability of these products for specific user applications. It is the duty of any such user or integrator to perform the appropriate and complete risk analysis, evaluation and testing of the products with respect to the relevant specific application or use thereof. Neither Schneider Electric Industries SAS nor any of its affiliates or subsidiaries shall be responsible or liable for misuse of the information contained herein.




Environment

Standards	EN/IEC 60947-5-1 EN/ISO 12100 CSA C22.2 No 14 UL 508 EN/IEC 60204-1 ISO 14119
Product certifications	CSA UL BG
Protective treatment	TH
Ambient air temperature for operation	-25...85 °C
Ambient air temperature for storage	-40...85 °C
Vibration resistance	10 gn (f= 10...150 Hz) conforming to IEC 60068-2-6
Shock resistance	30 gn for 11 ms conforming to IEC 60068-2-27
Maximum sensitivity to magnetic fields	0.3 mT
Electrical shock protection class	Class II conforming to EN/IEC 61140
IP degree of protection	IP66 conforming to IEC 60529 IP67 conforming to IEC 60529

Packing Units

Unit Type of Package 1	PCE
Number of Units in Package 1	1
Package 1 Weight	382 g
Package 1 Height	4.2 cm
Package 1 width	18 cm
Package 1 Length	20.5 cm
Unit Type of Package 2	S02
Number of Units in Package 2	10
Package 2 Weight	4.076 kg
Package 2 Height	15 cm
Package 2 width	30 cm
Package 2 Length	40 cm

Offer Sustainability

REACH Regulation	 REACH Declaration
REACH free of SVHC	Yes
EU RoHS Directive	Pro-active compliance (Product out of EU RoHS legal scope)  EU RoHS Declaration
Toxic heavy metal free	Yes
Mercury free	Yes
RoHS exemption information	 Yes

Contractual warranty

Warranty	18 months
----------	-----------