

# XCKN2110P20

Limit switch, Limit switches XC Standard, XCKN, metal end plunger, 1NC+1 NO, snap, M20



## Main

|                               |   |
|-------------------------------|---|
| Range of product              | Telemecanique Limit switches XC Standard                                  |
| Series name                   | Standard format   |
| Product or component type     | Limit switch  |
| Device short name             | XCKN  |
| Sensor design                 | Compact form B  |
| Body type                     | Fixed   |
| Head type                     | Plunger head  |
| Material                      | Plastic   |
| Body material                 | Plastic   |
| Head material                 | Plastic   |
| Fixing mode                   | By the body   |
| Movement of operating head    | Linear  |
| Type of operator              | Spring return plunger metal   |
| Type of approach              | Vertical approach, 1 direction  |
| Cable entry                   | 1 entry tapped for M20 x 1.5 cable gland, cable outer diameter: 7...13 mm |
| Number of poles               | 2   |
| Contacts type and composition | 1 NC + 1 NO   |
| Contact operation             | Snap action   |

## Complementary

|  |  |
|--|--|
| Switch actuation                       | On end   |
| Electrical connection                  | Screw-clamp terminals, clamping capacity: 1 x 0.34...2 x 1.5 mm <sup>2</sup>   |
| Contacts insulation form               | Zb   |
| Positive opening                       | With   |
| Positive opening minimum force         | 30 N   |
| Minimum force for tripping             | 15 N   |
| Minimum actuation speed                | 0.01 m/min   |
| Maximum actuation speed                | 0.5 m/s  |
| Repeat accuracy                        | 0.1 mm on the tripping points with 1 million operating cycles  |
| Contact code designation               | A300, AC-15 (Ue = 240 V), Ie = 3 A, Ithe = 10 A conforming to EN/IEC 60947-5-1 appendix A<br>R300, DC-13 (Ue = 250 V), Ie = 0.1 A conforming to EN/IEC 60947-5-1 appendix A  |
| [Ui] rated insulation voltage          | 300 V conforming to UL 508<br>500 V (pollution degree 3) conforming to IEC 60947-1<br>300 V conforming to CSA C22.2 No 14  |
| [Uimp] rated impulse withstand voltage | IEC 60664 6 kV<br>IEC 60947-1 6 kV   |
| Short-circuit protection               | 10 A cartridge fuse, type gG   |
| Electrical durability                  | 5000000 Cycles, DC-13, 120 V, 4 W, operating rate <60 cyc/mn, load factor: 0.5 conforming to IEC 60947-5-1 appendix C<br>5000000 Cycles, DC-13, 24 V, 10 W, operating rate <60 cyc/mn, load factor: 0.5 conforming to IEC 60947-5-1 appendix C<br>5000000 cycles, DC-13, 48 V, 7 W, operating rate <60 cyc/mn, load factor: 0.5 conforming to IEC 60947-5-1 appendix C |
| Mechanical durability                  | 10000000 cycles  |

|                               |                        |
|-------------------------------|------------------------|
| Width                         | 30 mm                  |
| Height                        | 75 mm                  |
| Depth                         | 30 mm                  |
| Net weight                    | 0.135 kg               |
| Terminals description ISO n°1 | (13-14)NO<br>(21-22)NC |

## Environment

|                                       |   |
|---------------------------------------|---|
| Shock resistance                      | 45 gn for 11 ms conforming to IEC 60068-2-27  |
| Vibration resistance                  | 25 gn (f= 10...500 Hz) conforming to IEC 60068-2-6                                      |
| IP degree of protection               | IP65 conforming to IEC 60529  |
| IK degree of protection               | IK04 conforming to EN 50102   |
| Overvoltage category                  | Class II conforming to IEC 61140<br>Class II conforming to NF C 20-030                  |
| Ambient air temperature for operation | -25...70 °C   |
| Ambient air temperature for storage   | -40...70 °C   |
| Protective treatment                  | TC  |
| Product certifications                | UL<br>CCC<br>CSA  |
| Standards                             | IEC 60204-1<br>CSA C22.2 No 14<br>IEC 60947-5-1<br>UL 508<br>EN 60204-1<br>EN 60947-5-1 |

## Packing Units

|                              |          |
|------------------------------|----------|
| Unit Type of Package 1       | PCE      |
| Number of Units in Package 1 | 1        |
| Package 1 Weight             | 64 g     |
| Package 1 Height             | 11.12 cm |
| Package 1 width              | 12.8 cm  |
| Package 1 Length             | 17 cm    |

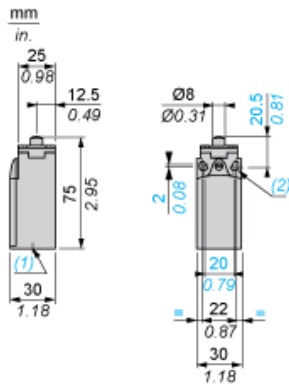
## Offer Sustainability

|                            |  |
|----------------------------|--|
| Sustainable offer status   | Green Premium product  |
| REACH Regulation           | <a href="#">REACH Declaration</a>  |
| EU RoHS Directive          | Pro-active compliance (Product out of EU RoHS legal scope) <a href="#">EU RoHS Declaration</a> |
| Mercury free               | Yes  |
| RoHS exemption information | <a href="#">Yes</a>  |
| Environmental Disclosure   | <a href="#">Product Environmental Profile</a>  |

## Contractual warranty

|          |           |
|----------|-----------|
| Warranty | 18 months |
|----------|-----------|

Dimensions



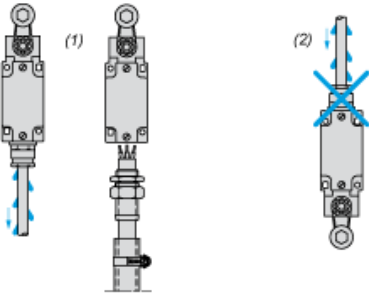
- (1) 1 tapped entry for M20 x 1.5
- (2) Ø: 2 elongated holes Ø 4.3 x 6.3 on 22 mm centres, 2 holes Ø 4.3 on 20 mm centres.

---

## Mounting with Cable Entry

---

### Position of Cable Gland



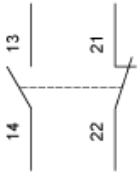
- (1) Recommended
- (2) To be avoided

---

Wiring Diagram

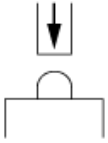
---

2-pole NC + NO Snap Action

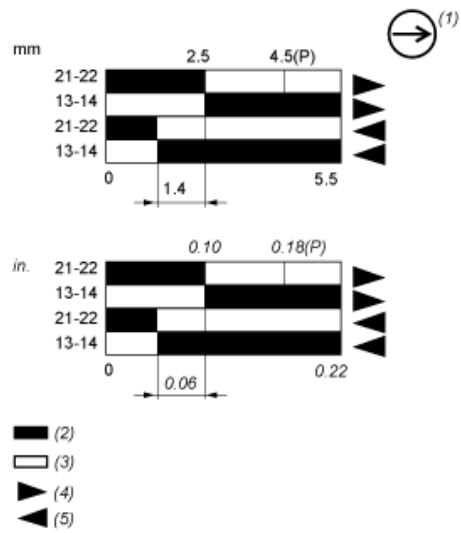


Characteristics of Actuation

Switch Actuation on End



Functionnal Diagram



- (2) Closed
  - (3) Open
  - (4) Tripping
  - (5) Resetting
- (P) Positive opening point  
 (1) NC contact with positive opening operation