

# XCSC801

Safety switch, Telemecanique Safety switches XCS, metal XCSC, 3 NC, slow break, 1 entry tapped Pg 13



## Main

Range of product	Telemecanique Safety switches XCS
Product or component type	Safety switch
Component name	XCSC
Design	Industrial
Material	Metal
Head type	Key operated turret head
Contacts type and composition	3 NC
Contact operation	Slow-break, simultaneous
Cable entry	1 entry tapped for Pg 13.5
Cable outer diameter	9...12 mm
Electrical connection	Terminal, clamping capacity: 1 x 0.5...2 x 1.5 mm <sup>2</sup> with or without cable end
Number of poles	3
Locking options description	With locking of actuator, unlocking by key operated lock
Local signalling	Without

## Complementary

Positive opening	With NC contact
Mechanical durability	600000 cycles
Minimum actuation speed	0.01 m/s
Maximum actuation speed	0.5 m/s
[Ie] rated operational current	6 A at 120 V, AC-15, A300 conforming to EN/IEC 60947-5-1 3 A at 240 V, AC-15, A300 conforming to EN/IEC 60947-5-1 0.55 A at 125 V, DC-13, Q300 conforming to EN/IEC 60947-5-1 0.27 A at 250 V, DC-13, Q300 conforming to EN/IEC 60947-5-1
[Ithe] conventional enclosed thermal current	10 A
[Ui] rated insulation voltage	300 V conforming to UL 508 500 V conforming to EN/IEC 60947-1 300 V conforming to CSA C22.2 No 14
[Uimp] rated impulse withstand voltage	6 kV EN/IEC 60947-5-1
Short-circuit protection	10 A cartridge fuse type gG (gl)
Actuator forcible withdrawal rtc	1500 N
Minimum actuator force for extraction	20 N
Maximum operating rate	10 cyc/mn for maximum durability
Safety level	Can reach category 4 with the appropriate monitoring system and correctly wired conforming to EN/ISO 13849-1 Can reach PL = e with the appropriate monitoring system and correctly wired conforming to EN/ISO 13849-1 Can reach SIL 3 with the appropriate monitoring system and correctly wired conforming to EN/IEC 61508
Safety reliability data	B10d = 5000000 value given for a life time of 20 years limited by mechanical or contact wear
Body material	Zamak
Head material	Zamak
Depth	44 mm
Height	114 mm

The information provided in this documentation contains general descriptions and/or technical characteristics of the performance of the products contained herein. This documentation is not intended as a substitute for and is not to be used for determining suitability or reliability of these products for specific user applications. It is the duty of any such user or integrator to perform the appropriate and complete risk analysis, evaluation and testing of the products with respect to the relevant specific application or use thereof. Neither Schneider Electric Industries SAS nor any of its affiliates or subsidiaries shall be responsible or liable for misuse of the information contained herein.

Width	52 mm
Net weight	0.48 kg





## Environment

Standards	EN/ISO 12100 EN 1088/ISO 14119 UL 508 EN/IEC 60947-5-1 EN/IEC 60204-1 CSA C22.2 No 14
Product certifications	CSA UL
Protective treatment	TC
Ambient air temperature for operation	-25...70 °C
Ambient air temperature for storage	-40...70 °C
Vibration resistance	5 gn (f= 10...500 Hz) conforming to IEC 60068-2-6
Shock resistance	10 gn for 11 ms conforming to IEC 60068-2-27
Electrical shock protection class	Class I conforming to EN/IEC 61140
IP degree of protection	IP67 conforming to EN/IEC 60529 and EN/IEC 60947-5-1

## Packing Units

Package 1 Weight	0.485 kg
Package 1 Height	0.046 dm
Package 1 width	0.065 dm
Package 1 Length	0.117 dm

## Offer Sustainability

Sustainable offer status	Green Premium product
REACH Regulation	 <a href="#">REACH Declaration</a>
EU RoHS Directive	Pro-active compliance (Product out of EU RoHS legal scope)  <a href="#">EU RoHS Declaration</a>
Mercury free	Yes
RoHS exemption information	 <a href="#">Yes</a>
Environmental Disclosure	 <a href="#">Product Environmental Profile</a>

## Contractual warranty

Warranty	18 months
----------	-----------