

# XMLD300D1S11

Electromechanical pressure sensor, Pressure sensors XM, switch XMLD 300 bar, 2 stages fixed scale, 2 C/O



## Main

Range of product	OsiSense XM
Product or component type	Electromechanical pressure sensor
Pressure sensor type	Electromechanical pressure sensor
Device short name	XMLD
Pressure rating	300 bar
Controlled fluid	Hydraulic oil (0...160 °C)
Fluid connection type	G 1/4 (female) conforming to ISO 228
Electrical connection	Screw-clamps terminals, 1 x 0.5...2 x 2.5 mm <sup>2</sup>
AWG gauge	AWG 20...AWG 14
Cable entry	Cable gland 9...13 mm
Contacts type and composition	2 C/O snap action, silver contacts 2 C/O staggered, silver contacts
Product specific application	Dual stage
Pressure switch type of operation	Detection of 2 single thresholds
Electrical circuit type	Control circuit
Scale type	Fixed differential
Local display	Without
Maximum permissible accidental pressure	675 bar
Destruction pressure	1350 bar
Pressure actuator	Piston
Materials in contact with fluid	FPM, FKM PTFE Steel Brass
Enclosure material	Zinc alloy
[In] rated current	3 A, B300, AC-15 (U <sub>e</sub> = 120 V) conforming to EN/IEC 60947-5-1 1.5 A, B300, AC-15 (U <sub>e</sub> = 240 V) conforming to EN/IEC 60947-5-1 0.1 A, R300, DC-13 (U <sub>e</sub> = 250 V) conforming to EN/IEC 60947-5-1

## Complementary

Spread between 2 stages	11...189 bar
Natural differential at low setting	17 bar
Natural differential at high setting	42 bar
Maximum permissible pressure - per cycle	375 bar
Terminal block type	8 terminals
Maximum operating rate	60 cyc/mn
Repeat accuracy	2 %
[Ui] rated insulation voltage	300 V conforming to UL 508 500 V conforming to EN/IEC 60947-1 300 V conforming to CSA C22.2 No 14
[Uimp] rated impulse withstand voltage	EN/IEC 60947-1 6 kV
Maximum resistance across terminals	25 MOhm conforming to IEC 255-7 category 3 25 mOhm conforming to NF C 93-050 method A

Short-circuit protection	10 A cartridge fuse, type gG (gl)
Mechanical durability	3000000 cycles
Setting	External
Height	113 mm
Depth	85 mm
Width	46 mm
Net weight	0.75 kg

## Environment

Standards	UL 508 CSA C22.2 No 14 EN/IEC 60947-5-1 CE
Product certifications	EAC UL CSA
Protective treatment	TC standard version
Ambient air temperature for operation	-25...70 °C
Ambient air temperature for storage	-40...70 °C
Operating position	Any position
Vibration resistance	4 gn conforming to IEC 60068-2-6 (f = 30...500 Hz)
Shock resistance	50 gn conforming to IEC 60068-2-27
Electrical shock protection class	Class I conforming to IEC 1140 Class I conforming to IEC 536 Class I conforming to NF C 20-030
IP degree of protection	IP66 conforming to EN/IEC 60529

## Packing Units

Package 1 Weight	0.001 kg
Package 1 Height	0.600 dm
Package 1 width	1.050 dm
Package 1 Length	1.400 dm

## Offer Sustainability

Sustainable offer status	Green Premium product
REACH Regulation	<a href="#">REACH Declaration</a>
EU RoHS Directive	Pro-active compliance (Product out of EU RoHS legal scope) <a href="#">EU RoHS Declaration</a>
Mercury free	Yes
RoHS exemption information	<a href="#">Yes</a>
Environmental Disclosure	<a href="#">Product Environmental Profile</a>

## Contractual warranty

Warranty	18 months
----------	-----------

Dimensions



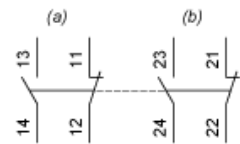
- (1) 1 fluid entry, tapped G1/4 (BSP female)  
(2) 1 electrical connections entry, tapped Pg 13.5  
Ø : 2 elongated holes Ø 5.2 x 6.7

---

Wiring Diagram

---

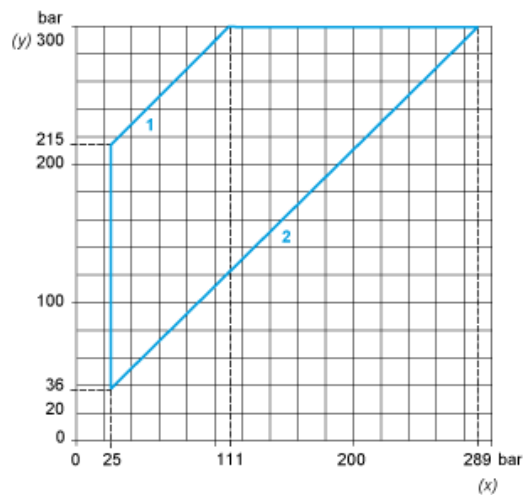
Terminal Model



- (a) Contact 1
- (b) Contact 2

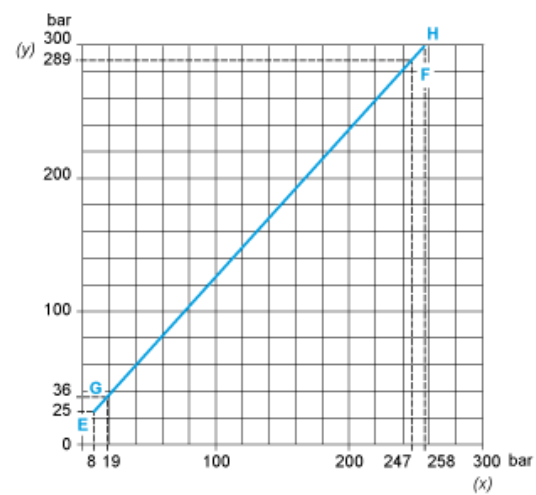
Operating Curves

High Setting Tripping Points of Contacts 1 and 2



- (y) PH2 setting (rising pressure)
- (x) PH1 setting (rising pressure)
- 1 : Maximum differential
- 2 : Minimum differential

Natural Differential of Contacts 1 and 2



- (y) Rising pressure
- (x) Falling pressure
- EF : Contact 1
- GH : Contact 2



(y) Pressure  
 (x) Time  
 (1) Adjustable value  
 (2) Non adjustable value  
 PH : High point  
 PB : Below point