



Main

Device application	Distribution
Range	Acti 9
Product name	Acti 9 iC60
Product or component type	Miniature circuit-breaker
Device short name	IC60L
Poles description	4P
Number of protected poles	4
[In] rated current	50 A
Network type	AC DC
Trip unit technology	Thermal-magnetic
Curve code	B
Breaking capacity	10 KA Icu at 440 V AC 50/60 Hz conforming to EN/IEC 60947-2 15 KA Icu at 380...415 V AC 50/60 Hz conforming to EN/IEC 60947-2 30 KA Icu at 220...240 V AC 50/60 Hz conforming to EN/IEC 60947-2 70 KA Icu at 12...60 V AC 50/60 Hz conforming to EN/IEC 60947-2 70 KA Icu at 100...133 V AC 50/60 Hz conforming to EN/IEC 60947-2 20 kA Icu at <= 250 V DC conforming to EN/IEC 60947-2
Utilisation category	Category A conforming to EN 60947-2 Category A conforming to IEC 60947-2
Suitability for isolation	Yes conforming to EN 60947-2 Yes conforming to IEC 60947-2
Standards	IEC 60947-2 EN 60947-2

Complementary

Network frequency	50/60 Hz
Magnetic tripping limit	4 x In +/- 20 %
[Ics] rated service breaking capacity	15 KA 50 % conforming to EN 60947-2 - 220...240 V AC 50/60 Hz 7.5 KA 50 % conforming to EN 60947-2 - 380...415 V AC 50/60 Hz 5 KA 50 % conforming to EN 60947-2 - 440 V AC 50/60 Hz 15 KA 50 % conforming to IEC 60947-2 - 220...240 V AC 50/60 Hz 7.5 KA 50 % conforming to IEC 60947-2 - 380...415 V AC 50/60 Hz 5 KA 50 % conforming to IEC 60947-2 - 440 V AC 50/60 Hz 35 KA 50 % conforming to EN 60947-2 - 12...133 V AC 50/60 Hz 35 KA 50 % conforming to IEC 60947-2 - 12...133 V AC 50/60 Hz 20 KA 100 % conforming to EN 60947-2 - 180...250 V DC 20 kA 100 % conforming to IEC 60947-2 - 180...250 V DC
[Ui] rated insulation voltage	500 V AC 50/60 Hz conforming to EN 60947-2 500 V AC 50/60 Hz conforming to IEC 60947-2
[Uimp] rated impulse withstand voltage	6 kV conforming to EN 60947-2 6 kV conforming to IEC 60947-2
Contact position indicator	Yes
Control type	Toggle
Local signalling	Trip indicator
Mounting mode	Fixed
Mounting support	DIN rail

Comb busbar and distribution block compatibility	Top or bottom: YES
9 mm pitches	8
Height	85 mm
Width	72 mm
Depth	78.5 mm
Net weight	0.5 kg
Colour	White
Mechanical durability	20000 cycles
Electrical durability	10000 cycles
Connections - terminals	Single terminal (top or bottom) 1...35 mm ² rigid Single terminal (top or bottom) 1...25 mm ² flexible
Wire stripping length	14 mm for top or bottom connection
Tightening torque	3.5 N.m top or bottom
Earth-leakage protection	Separate block




Environment

IP degree of protection	IP20 conforming to IEC 60529 IP20 conforming to EN 60529
Pollution degree	3 conforming to EN 60947-2 3 conforming to IEC 60947-2
Overvoltage category	IV
Tropicalisation	2 conforming to IEC 60068-1
Relative humidity	95 % at 55 °C
Operating altitude	0...2000 m
Ambient air temperature for operation	-35...70 °C
Ambient air temperature for storage	-40...85 °C

Packing Units

Unit Type of Package 1	PCE
Number of Units in Package 1	1
Package 1 Weight	536 g
Package 1 Height	7.1 cm
Package 1 width	7.1 cm
Package 1 Length	9.4 cm
Unit Type of Package 2	BB1
Number of Units in Package 2	3
Package 2 Weight	1.666 kg
Package 2 Height	10 cm
Package 2 width	8 cm
Package 2 Length	23 cm
Unit Type of Package 3	S03
Number of Units in Package 3	33
Package 3 Weight	18.914 kg
Package 3 Height	30 cm
Package 3 width	30 cm
Package 3 Length	40 cm

Offer Sustainability

Sustainable offer status	Green Premium product
REACH Regulation	 REACH Declaration
REACH free of SVHC	Yes
EU RoHS Directive	Compliant  EU RoHS Declaration
Toxic heavy metal free	Yes
Mercury free	Yes
RoHS exemption information	 Yes

China RoHS Regulation	China RoHS Declaration
Environmental Disclosure	Product Environmental Profile
WEEE	The product must be disposed on European Union markets following specific waste collection and never end up in rubbish bins

Contractual warranty

Warranty	18 months
----------	-----------
