



Main

Range	Multi 9
Product name	Multi 9 C60
Product or component type	Miniature circuit-breaker
Device short name	C60BPR
Device application	Distribution
Poles description	2P
Number of protected poles	2
[In] rated current	4 A at 25 °C conforming to EN/IEC 60947-2
Network type	AC DC
Trip unit technology	Thermal-magnetic
Curve code	C
Breaking capacity	6 KA Icu at 440 V AC conforming to EN/IEC 60947-2 10 KA Icu at 415 V AC conforming to EN/IEC 60947-2 20 KA Icu at 240 V AC conforming to EN/IEC 60947-2 6 KA Icu at 440 V AC conforming to GB 14048.2 10 KA Icu at 415 V AC conforming to GB 14048.2 20 KA Icu at 240 V AC conforming to GB 14048.2 14 KA AIR at 240 V AC conforming to UL 489 10 KA AIR at 125 V DC conforming to UL 489 10 KA AIR at 480Y/277 V AC conforming to UL 489 14 KA AIR at 240 V AC conforming to CSA C22.2 No 5 10 KA AIR at 480Y/277 V AC conforming to CSA C22.2 No 5 10 kA AIR at 125 V DC conforming to CSA C22.2 No 5
Suitability for isolation	Yes conforming to EN/IEC 60947-2
Standards	EN/IEC 60947-2 GB 14048.2 UL 489 CSA C22.2 No 5
Product certifications	IEC CCC CSA UL

Complementary

[Ue] rated operational voltage	240 V AC 50/60 Hz 415 V AC 50/60 Hz 440 V AC 50/60 Hz
Magnetic tripping limit	8.5 x In +/- 20 % AC 12 x In +/- 20 % DC
[Ics] rated service breaking capacity	4.5 KA 75 % conforming to GB 14048.2 - 240 V AC 7.5 KA 75 % conforming to GB 14048.2 15 KA 75 % conforming to GB 14048.2 4.5 KA 75 % conforming to EN/IEC 60947-2 - 125 V DC 7.5 KA 75 % conforming to EN/IEC 60947-2 - 440 V AC 15 KA 75 % conforming to EN/IEC 60947-2 - 415 V AC
[Ui] rated insulation voltage	500 V AC conforming to EN/IEC 60947-2
[Uimp] rated impulse withstand voltage	6 kV conforming to EN/IEC 60947-2
Contact position indicator	Yes

Control type	Toggle
Local signalling	ON/OFF indication
Mounting mode	Clip-on
Mounting support	DIN rail
9 mm pitches	4
Height	127 mm
Width	36 mm
Depth	72 mm
Colour	Grey
Mechanical durability	20000 cycles
Electrical durability	10000 cycles
Provision for padlocking	Padlockable
Connections - terminals	Ring terminal (top or bottom)
Tightening torque	2 N.m top or bottom
Earth-leakage protection	Without




Environment

IP degree of protection	IP20 conforming to IEC 60529 IP40 (modular enclosure) conforming to IEC 60529
Pollution degree	3 conforming to EN/IEC 60947-2
Overvoltage category	IV
Tropicalisation	2 conforming to IEC 60068-1
Relative humidity	95 % at 55 °C
Operating altitude	0...2000 m
Ambient air temperature for operation	-30...70 °C
Ambient air temperature for storage	-40...80 °C

Packing Units

Unit Type of Package 1	PCE
Number of Units in Package 1	1
Package 1 Weight	290 g
Package 1 Height	3.6 cm
Package 1 width	7.5 cm
Package 1 Length	12.7 cm
Unit Type of Package 2	BB1
Number of Units in Package 2	6
Package 2 Weight	1.815 kg
Package 2 Height	22 cm
Package 2 width	8 cm
Package 2 Length	13 cm
Unit Type of Package 3	S03
Number of Units in Package 3	48
Package 3 Weight	15.007 kg
Package 3 Height	30 cm
Package 3 width	30 cm
Package 3 Length	40 cm

Offer Sustainability

Sustainable offer status	Green Premium product
REACH Regulation	 REACH Declaration
EU RoHS Directive	Compliant  EU RoHS Declaration
Mercury free	Yes
RoHS exemption information	 Yes
China RoHS Regulation	 China RoHS Declaration

Environmental Disclosure	Product Environmental Profile
WEEE	The product must be disposed on European Union markets following specific waste collection and never end up in rubbish bins
Halogen content performance	Halogen free product
