



### Main

Range	Multi 9
Product name	Multi 9 C60H-DC
Product or component type	Miniature circuit-breaker
Device short name	C60H-DC
Device application	Distribution
Poles description	2P
Number of protected poles	2
[In] rated current	10 A at 25 °C conforming to EN/IEC 60947-2
Network type	DC
Trip unit technology	Thermal-magnetic
Curve code	C
Breaking capacity	20 KA Icu at 220 V DC conforming to EN/IEC 60947-2 10 KA Icu at 440 V DC conforming to EN/IEC 60947-2 6 KA Icu at 500 V DC conforming to EN/IEC 60947-2 5 KA AIR at 12...500 V DC conforming to UL 1077 20 KA Icu at 220 V DC conforming to GB 14048.2 10 KA Icu at 440 V DC conforming to GB 14048.2 6 kA Icu at 500 V DC conforming to GB 14048.2
Utilisation category	Category A conforming to EN/IEC 60947-2
Suitability for isolation	Yes conforming to EN/IEC 60947-2
Standards	EN/IEC 60947-2 GB 14048.2 UL 1077
Product certifications	IEC CCC UR

### Complementary

[Ue] rated operational voltage	220 V DC 440 V DC 500 V DC
Magnetic tripping limit	7...10 x In DC
[Ics] rated service breaking capacity	7.5 KA 75 % conforming to EN/IEC 60947-2 - 440 V DC 4.5 KA 75 % conforming to EN/IEC 60947-2 - 500 V DC 15 KA 75 % conforming to EN/IEC 60947-2 - 220 V DC 7.5 KA 75 % conforming to GB 14048.2 - 440 V DC 4.5 KA 75 % conforming to GB 14048.2 - 500 V DC 15 kA 75 % conforming to GB 14048.2 - 220 V DC
[Ui] rated insulation voltage	500 V DC conforming to EN/IEC 60947-2
[Uimp] rated impulse withstand voltage	6 kV conforming to EN/IEC 60947-2
Contact position indicator	Yes
Control type	Toggle
Local signalling	ON/OFF indication
Mounting mode	Clip-on
Mounting support	DIN rail
9 mm pitches	4
Height	81 mm
Width	36 mm
Depth	73 mm

Net weight	0.128 kg
Colour	Grey
Mechanical durability	20000 cycles
Electrical durability	3000 Cycles 250 V DC L/R = 2 ms 6000 cycles 250 V DC
Provision for padlocking	Padlockable
Connections - terminals	Tunnel type terminal (top or bottom) 1...25 mm <sup>2</sup> (AWG 18...AWG 4) - rigid stranded Tunnel type terminal (top or bottom) 1...16 mm <sup>2</sup> (AWG 18...AWG 6) - flexible Tunnel type terminal (top or bottom) 1...16 mm <sup>2</sup> (AWG 18...AWG 6) - flexible with ferrule Tunnel type terminal (top or bottom) - 2 cable(s) 1...10 mm <sup>2</sup> (AWG 18...AWG 8) - rigid stranded Tunnel type terminal (top or bottom) - 2 cable(s) 1...10 mm <sup>2</sup> (AWG 18...AWG 8) - flexible Tunnel type terminal (top or bottom) - 2 cable(s) 1...10 mm <sup>2</sup> (AWG 18...AWG 8) - flexible with ferrule Tunnel type terminal (top or bottom) - 3 cable(s) 1 mm <sup>2</sup> (AWG 18) - flexible stranded
Wire stripping length	14 mm for top or bottom connection
Tightening torque	2.5 N.m top or bottom
Earth-leakage protection	Without





## Environment

Heat dissipation	3.6 W at 440 V - 10 A
IP degree of protection	IP20 conforming to IEC 60529 IP40 (modular enclosure) conforming to IEC 60529
Pollution degree	3 conforming to EN/IEC 60947-2
Tropicalisation	2 conforming to IEC 60068-2 2 conforming to GB 14048.2
Relative humidity	95 % at 55 °C
Ambient air temperature for operation	-25...70 °C
Ambient air temperature for storage	-40...85 °C

## Packing Units

Package 1 Weight	0.221 kg
Package 1 Height	0.850 dm
Package 1 width	0.360 dm
Package 1 Length	0.790 dm

## Offer Sustainability

REACH Regulation	 <a href="#">REACH Declaration</a>
REACH free of SVHC	Yes
EU RoHS Directive	Compliant  <a href="#">EU RoHS Declaration</a>
Toxic heavy metal free	Yes
Mercury free	Yes
RoHS exemption information	 <a href="#">Yes</a>
China RoHS Regulation	 <a href="#">China RoHS Declaration</a>