



Main

Range of product	TeSys K
Range	TeSys
Product or component type	Contacteur
Device short name	LP4K
Contacteur application	Motor control Resistive load
Utilisation category	AC-1 AC-4 AC-3
Poles description	3P
Pole contact composition	3 NO
[Ie] rated operational current	20 A (at ≤ 50 °C) at \leq 440 V AC AC-1 for power circuit 12 A at \leq 440 V AC AC-3 for power circuit 16 A (at ≤ 70 °C) at 690 V AC AC-1 for power circuit
Auxiliary contact composition	1 NO

Complementary

Coil technology	Built-in bidirectional peak limiting diode suppressor
Auxiliary contacts type	Type instantaneous 1 NO
Control circuit voltage limits	Operational: 0.7...1.30 U _c (at ≤ 50 °C) Drop-out: 0.1...0.7 U _c (at ≤ 50 °C)
[U _i] rated insulation voltage	Power circuit: 600 V conforming to UL 508 Power circuit: 690 V conforming to IEC 60947-4-1 Signalling circuit: 690 V conforming to IEC 60947-4-1 Signalling circuit: 690 V conforming to IEC 60947-5-1 Signalling circuit: 600 V conforming to UL 508 Power circuit: 600 V conforming to CSA C22.2 No 14 Signalling circuit: 600 V conforming to CSA C22.2 No 14
[U _{imp}] rated impulse withstand voltage	8 kV
Overvoltage category	III
Mounting support	Plate Rail
Flame retardance	V1 conforming to UL 94 Requirement 2 conforming to NF F 16-101 Requirement 2 conforming to NF F 16-102
Tightening torque	1.3 N.M - on screw clamp terminals - with screwdriver Philips No 2 1.3 N.m - on screw clamp terminals - with screwdriver flat Ø 6 mm
[U _e] rated operational voltage	Power circuit: 690 V AC 50/60 Hz Signalling circuit: \leq 690 V AC 50/60 Hz
[I _{th}] conventional free air thermal current	20 A (at 50 °C) for power circuit 10 A (at 50 °C) for signalling circuit
Irms rated making capacity	110 A AC for signalling circuit conforming to IEC 60947 144 A AC for power circuit conforming to NF C 63-110 144 A AC for power circuit conforming to IEC 60947
Rated breaking capacity	110 A at 440 V conforming to IEC 60947 80 A at 500 V conforming to IEC 60947 70 A at 660...690 V conforming to IEC 60947
Associated fuse rating	25 A gG at \leq 440 V for power circuit 25 A aM for power circuit 10 A gG for signalling circuit conforming to IEC 60947 10 A gG for signalling circuit conforming to VDE 0660

Average impedance	3 mOhm - lth 20 A 50 Hz for power circuit
Inrush power in W	1.8 W (at 20 °C)
Hold-in power consumption in W	1.8 W at 20 °C
Operating time	10...20 ms coil de-energisation and NO opening 30...40 ms coil energisation and NO closing
Safety reliability level	B10d = 1369863 cycles contactor with nominal load conforming to EN/ISO 13849-1 B10d = 20000000 cycles contactor with mechanical load conforming to EN/ISO 13849-1
Mechanical durability	30 Mcycles
Maximum operating rate	3600 cyc/h
Minimum switching current	5 mA for signalling circuit
Minimum switching voltage	17 V for signalling circuit
Insulation resistance	> 10 MOhm for signalling circuit
Height	58 mm
Width	45 mm
Depth	57 mm
Net weight	0.235 kg





Environment

Product certifications	CSA UL
Ambient air temperature for operation	-25...50 °C
Ambient air temperature for storage	-50...80 °C
Operating altitude	2000 m without derating

Packing Units

Unit Type of Package 1	PCE
Number of Units in Package 1	1
Package 1 Weight	221 g
Package 1 Height	4.8 cm
Package 1 width	6.2 cm
Package 1 Length	6.6 cm
Unit Type of Package 2	S02
Number of Units in Package 2	40
Package 2 Weight	9.156 kg
Package 2 Height	15 cm
Package 2 width	30 cm
Package 2 Length	40 cm
Unit Type of Package 3	P06
Number of Units in Package 3	640
Package 3 Weight	155.94 kg
Package 3 Height	77 cm
Package 3 width	80 cm
Package 3 Length	60 cm

Offer Sustainability

Sustainable offer status	Green Premium product
REACH Regulation	 REACH Declaration
REACH free of SVHC	Yes
EU RoHS Directive	Compliant  EU RoHS Declaration
Toxic heavy metal free	Yes
Mercury free	Yes
RoHS exemption information	 Yes
China RoHS Regulation	 China RoHS Declaration

Environmental Disclosure	Product Environmental Profile
Circularity Profile	End Of Life Information
WEEE	The product must be disposed on European Union markets following specific waste collection and never end up in rubbish bins

Contractual warranty

Warranty	18 months
----------	-----------
